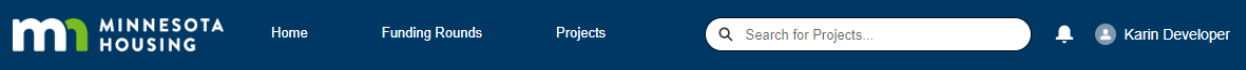


Quick Links: [Overview](#) | [Navigation Menu](#) | [Hyperlinks](#) | [Buttons](#) | [Questions](#)

Overview

There are four primary ways to navigate the Portal: navigation menu, hyperlinks, tabs, and buttons.

Navigation Menu

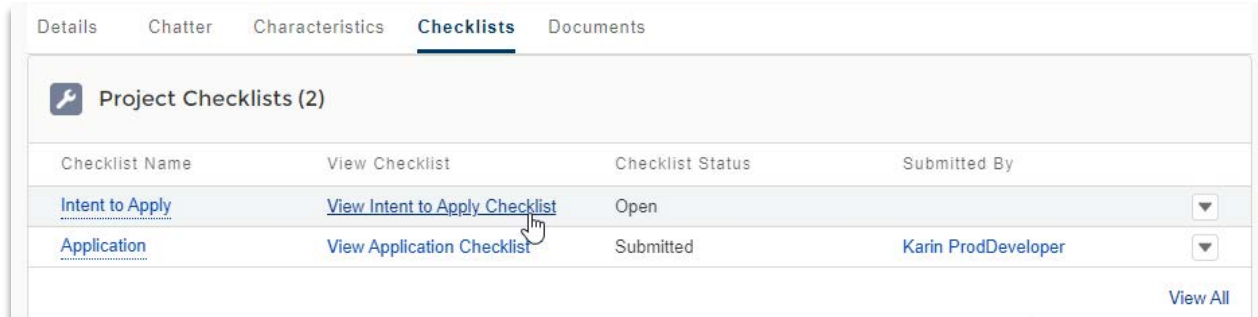


The navigation menu is the horizontal list of links at the top of each page. It includes:

- Links to important pages
- Search bar
- Chatter notification bell
- User name, profile icon, and access to user details.

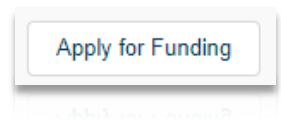
Hyperlinks

Hyperlinks appear on pages throughout the Portal and are usually blue font and underlined. Click the hyperlink to navigate to another page.



Buttons

Buttons appear on pages throughout the Portal to assist with navigation and allow users to perform a specific function, such as edit a field. Examples of buttons include **Apply for Funding**, **Save**, **Edit**, and **Submit**.



Questions

Contact mhfa.app@state.mn.us.