

Self Sufficiency Outcomes Matrix

Distribution of Population Exit Scores by Domain

Frequencies, histogram and statistics

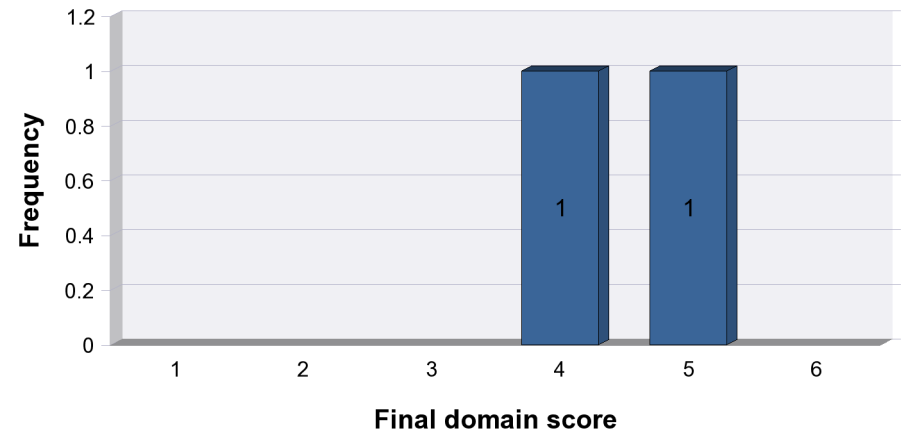
1. Shelter/Housing Domain

Frequencies

Number of clients with an initial domain score of 1	
Number of clients with an initial domain score of 2	
Number of clients with an initial domain score of 3	
Number of clients with an initial domain score of 4	1
Number of clients with an initial domain score of 5	1
Number of clients with an initial domain score of 6	

Note: a value of 6 corresponds to the "Not applicable," "Don't know" or "Other" category on the self-sufficiency outcomes matrix. It is the residual category.

Histogram



Basic domain statistics, including number of valid cases, measures of central tendency and measures of dispersion

Number cases (N)	2
Minimum score	4
Maximum score	5

Mean	4.5
Median	4.5
Mode	b

b: multiple modes exist in the distribution

Range	1
Variance	#SYNTAX
Standard Deviation	#SYNTAX

p: Sample estimates of the variance and standard deviation are used in the report when the number of valid cases is less than the number of clients. Here, population estimates of the variance and standard deviation are included in parentheses. Population estimates provide a less conservative estimate that may be used when the entire population (all clients who completed an initial assessment) are included in the calculation.

Program: Wilder: Long-term homeless program-LTH (1412) 7/1/09 - 8/15/10

Self Sufficiency Outcomes Matrix

Distribution of Population Exit Scores by Domain

Frequencies, histogram and statistics

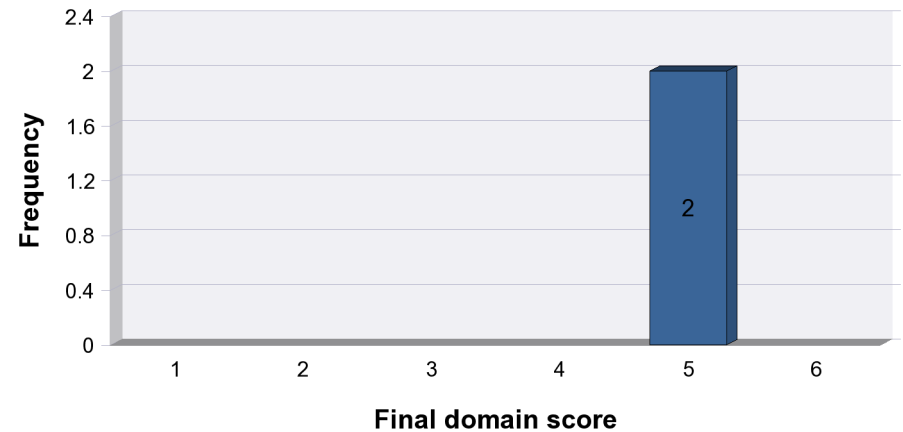
2. Employment Domain

Frequencies

Number of clients with an initial domain score of 1	
Number of clients with an initial domain score of 2	
Number of clients with an initial domain score of 3	
Number of clients with an initial domain score of 4	
Number of clients with an initial domain score of 5	2
Number of clients with an initial domain score of 6	

Note: a value of 6 corresponds to the "Not applicable," "Don't know" or "Other" category on the self-sufficiency outcomes matrix. It is the residual category.

Histogram



Basic domain statistics, including number of valid cases, measures of central tendency and measures of dispersion

Number cases (N)	2
Minimum score	5
Maximum score	5

Mean	5
Median	5
Mode	5

Range	0
Variance	0
Standard Deviation	0

All valid cases used in the calculation of the statistics have the same value. Therefore there is no dispersion, and all measures of dispersion will be zero.

Program: Wilder: Long-term homeless program-LTH (1412) 7/1/09 - 8/15/10

Self Sufficiency Outcomes Matrix

Distribution of Population Exit Scores by Domain

Frequencies, histogram and statistics

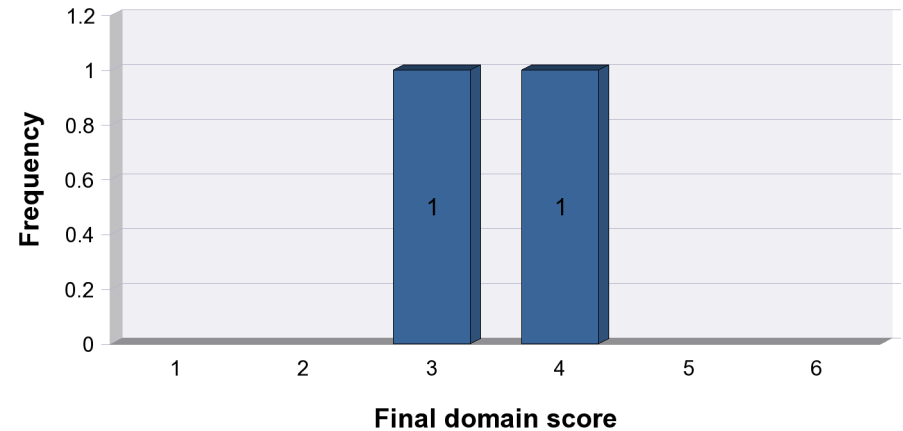
3. Income Domain

Frequencies

Number of clients with an initial domain score of 1	
Number of clients with an initial domain score of 2	
Number of clients with an initial domain score of 3	1
Number of clients with an initial domain score of 4	1
Number of clients with an initial domain score of 5	
Number of clients with an initial domain score of 6	

Note: a value of 6 corresponds to the "Not applicable," "Don't know" or "Other" category on the self-sufficiency outcomes matrix. It is the residual category.

Histogram



Basic domain statistics, including number of valid cases, measures of central tendency and measures of dispersion

Number cases (N)	2
Minimum score	3
Maximum score	4

Mean	3.5
Median	3.5
Mode	b

b: multiple modes exist in the distribution

Range	1
Variance	#SYNTAX
Standard Deviation	#SYNTAX

p: Sample estimates of the variance and standard deviation are used in the report when the number of valid cases is less than the number of clients. Here, population estimates of the variance and standard deviation are included in parentheses. Population estimates provide a less conservative estimate that may be used when the entire population (all clients who completed an initial assessment) are included in the calculation.

Program: Wilder: Long-term homeless program-LTH (1412) 7/1/09 - 8/15/10

Self Sufficiency Outcomes Matrix

Distribution of Population Exit Scores by Domain

Frequencies, histogram and statistics

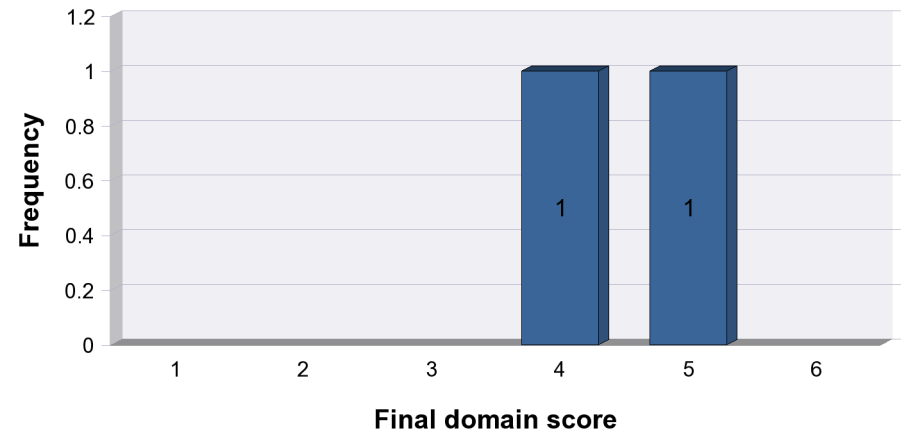
4. Food and Nutrition Domain

Frequencies

Number of clients with an initial domain score of 1	
Number of clients with an initial domain score of 2	
Number of clients with an initial domain score of 3	
Number of clients with an initial domain score of 4	1
Number of clients with an initial domain score of 5	1
Number of clients with an initial domain score of 6	

Note: a value of 6 corresponds to the "Not applicable," "Don't know" or "Other" category on the self-sufficiency outcomes matrix. It is the residual category.

Histogram



Basic domain statistics, including number of valid cases, measures of central tendency and measures of dispersion

Number cases (N)	2
Minimum score	4
Maximum score	5

Mean	4.5
Median	4.5
Mode	b

b: multiple modes exist in the distribution

Range	1
Variance	#SYNTAX
Standard Deviation	#SYNTAX

p: Sample estimates of the variance and standard deviation are used in the report when the number of valid cases is less than the number of clients. Here, population estimates of the variance and standard deviation are included in parentheses. Population estimates provide a less conservative estimate that may be used when the entire population (all clients who completed an initial assessment) are included in the calculation.

Program: Wilder: Long-term homeless program-LTH (1412) 7/1/09 - 8/15/10

Self Sufficiency Outcomes Matrix

Distribution of Population Exit Scores by Domain

Frequencies, histogram and statistics

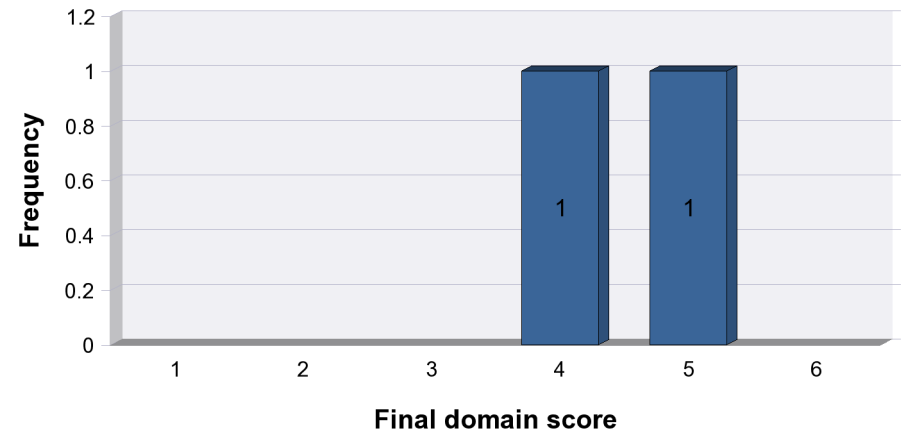
5. Child Care Domain

Frequencies

Number of clients with an initial domain score of 1	
Number of clients with an initial domain score of 2	
Number of clients with an initial domain score of 3	
Number of clients with an initial domain score of 4	1
Number of clients with an initial domain score of 5	1
Number of clients with an initial domain score of 6	

Note: a value of 6 corresponds to the "Not applicable," "Don't know" or "Other" category on the self-sufficiency outcomes matrix. It is the residual category.

Histogram



Basic domain statistics, including number of valid cases, measures of central tendency and measures of dispersion

Number cases (N)	2
Minimum score	4
Maximum score	5

Mean	4.5
Median	4.5
Mode	b

b: multiple modes exist in the distribution

Range	1
Variance	#SYNTAX
Standard Deviation	#SYNTAX

p: Sample estimates of the variance and standard deviation are used in the report when the number of valid cases is less than the number of clients. Here, population estimates of the variance and standard deviation are included in parentheses. Population estimates provide a less conservative estimate that may be used when the entire population (all clients who completed an initial assessment) are included in the calculation.

Program: Wilder: Long-term homeless program-LTH (1412) 7/1/09 - 8/15/10

Self Sufficiency Outcomes Matrix

Distribution of Population Exit Scores by Domain

Frequencies, histogram and statistics

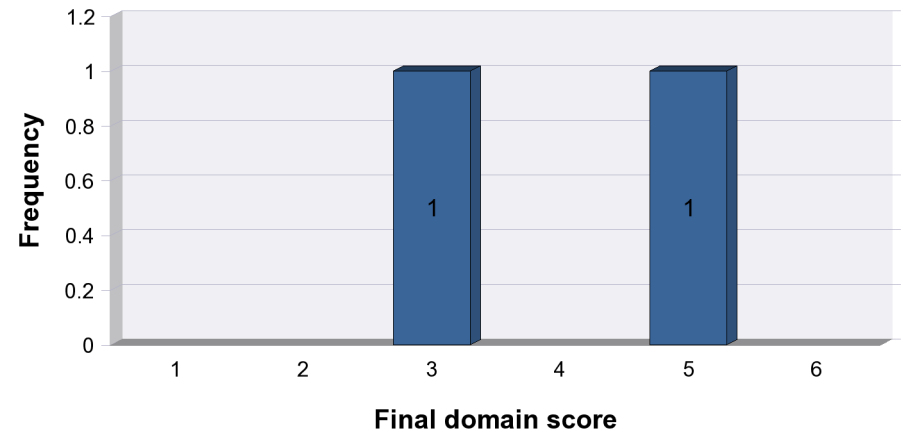
6. Children's Education Domain

Frequencies

Number of clients with an initial domain score of 1	
Number of clients with an initial domain score of 2	
Number of clients with an initial domain score of 3	1
Number of clients with an initial domain score of 4	
Number of clients with an initial domain score of 5	1
Number of clients with an initial domain score of 6	

Note: a value of 6 corresponds to the "Not applicable," "Don't know" or "Other" category on the self-sufficiency outcomes matrix. It is the residual category.

Histogram



Basic domain statistics, including number of valid cases, measures of central tendency and measures of dispersion

Number cases (N)	2
Minimum score	3
Maximum score	5

Mean	4
Median	4
Mode	b

b: multiple modes exist in the distribution

Range	2
Variance	#SYNTAX
Standard Deviation	#SYNTAX

p: Sample estimates of the variance and standard deviation are used in the report when the number of valid cases is less than the number of clients. Here, population estimates of the variance and standard deviation are included in parentheses. Population estimates provide a less conservative estimate that may be used when the entire population (all clients who completed an initial assessment) are included in the calculation.

Program: Wilder: Long-term homeless program-LTH (1412) 7/1/09 - 8/15/10

Self Sufficiency Outcomes Matrix

Distribution of Population Exit Scores by Domain

Frequencies, histogram and statistics

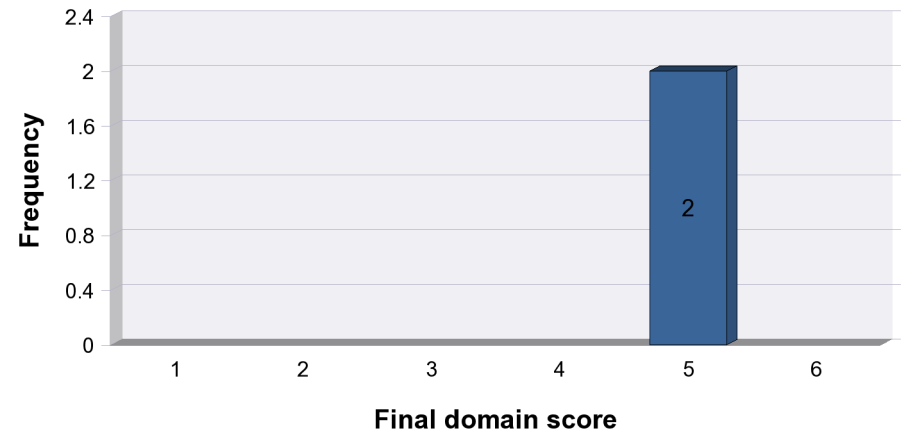
7. Adult Education Domain

Frequencies

Number of clients with an initial domain score of 1	
Number of clients with an initial domain score of 2	
Number of clients with an initial domain score of 3	
Number of clients with an initial domain score of 4	
Number of clients with an initial domain score of 5	2
Number of clients with an initial domain score of 6	

Note: a value of 6 corresponds to the "Not applicable," "Don't know" or "Other" category on the self-sufficiency outcomes matrix. It is the residual category.

Histogram



Basic domain statistics, including number of valid cases, measures of central tendency and measures of dispersion

Number cases (N)	2
Minimum score	5
Maximum score	5

Mean	5
Median	5
Mode	5

Range	0
Variance	0
Standard Deviation	0

All valid cases used in the calculation of the statistics have the same value. Therefore there is no dispersion, and all measures of dispersion will be zero.

Program: Wilder: Long-term homeless program-LTH (1412) 7/1/09 - 8/15/10

Self Sufficiency Outcomes Matrix

Distribution of Population Exit Scores by Domain

Frequencies, histogram and statistics

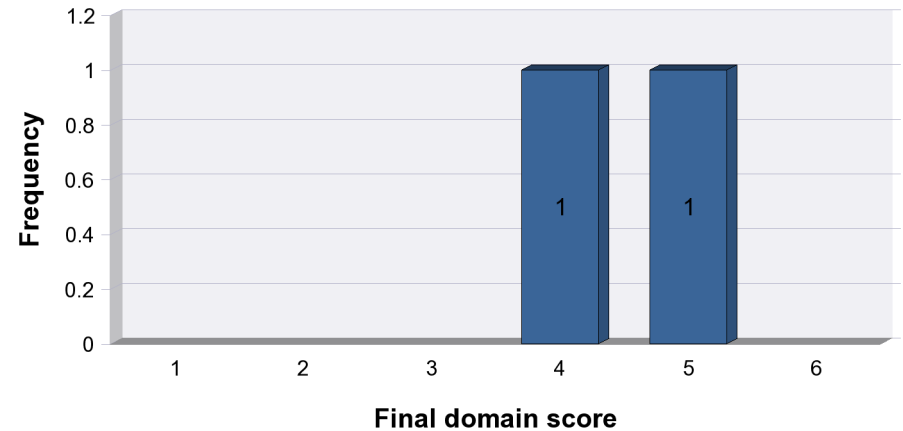
8. Health Care Coverage Domain

Frequencies

Number of clients with an initial domain score of 1	
Number of clients with an initial domain score of 2	
Number of clients with an initial domain score of 3	
Number of clients with an initial domain score of 4	1
Number of clients with an initial domain score of 5	1
Number of clients with an initial domain score of 6	

Note: a value of 6 corresponds to the "Not applicable," "Don't know" or "Other" category on the self-sufficiency outcomes matrix. It is the residual category.

Histogram



Basic domain statistics, including number of valid cases, measures of central tendency and measures of dispersion

Number cases (N)	2
Minimum score	4
Maximum score	5

Mean	4.5
Median	4.5
Mode	b

b: multiple modes exist in the distribution

Range	1
Variance	#SYNTAX
Standard Deviation	#SYNTAX

p: Sample estimates of the variance and standard deviation are used in the report when the number of valid cases is less than the number of clients. Here, population estimates of the variance and standard deviation are included in parentheses. Population estimates provide a less conservative estimate that may be used when the entire population (all clients who completed an initial assessment) are included in the calculation.

Program: Wilder: Long-term homeless program-LTH (1412) 7/1/09 - 8/15/10

Self Sufficiency Outcomes Matrix

Distribution of Population Exit Scores by Domain

Frequencies, histogram and statistics

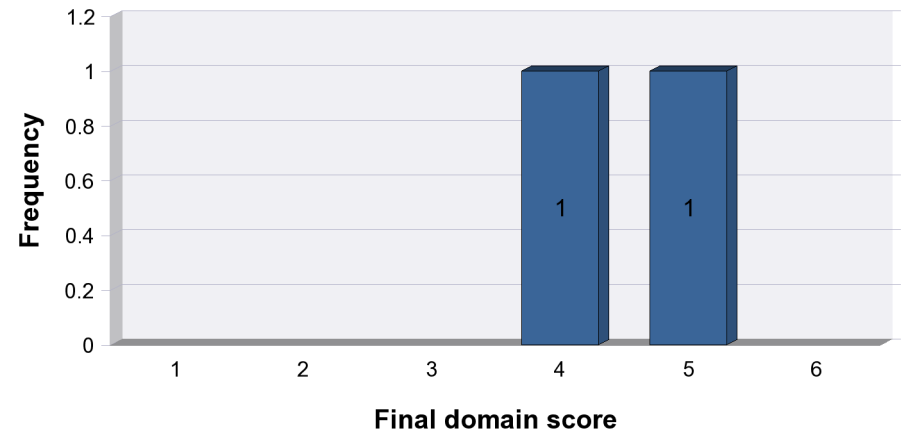
9. Life Skills Domain

Frequencies

Number of clients with an initial domain score of 1	
Number of clients with an initial domain score of 2	
Number of clients with an initial domain score of 3	
Number of clients with an initial domain score of 4	1
Number of clients with an initial domain score of 5	1
Number of clients with an initial domain score of 6	

Note: a value of 6 corresponds to the "Not applicable," "Don't know" or "Other" category on the self-sufficiency outcomes matrix. It is the residual category.

Histogram



Basic domain statistics, including number of valid cases, measures of central tendency and measures of dispersion

Number cases (N)	2
Minimum score	4
Maximum score	5

Mean	4.5
Median	4.5
Mode	b

b: multiple modes exist in the distribution

Range	1
Variance	#SYNTAX
Standard Deviation	#SYNTAX

p: Sample estimates of the variance and standard deviation are used in the report when the number of valid cases is less than the number of clients. Here, population estimates of the variance and standard deviation are included in parentheses. Population estimates provide a less conservative estimate that may be used when the entire population (all clients who completed an initial assessment) are included in the calculation.

Program: Wilder: Long-term homeless program-LTH (1412) 7/1/09 - 8/15/10

Self Sufficiency Outcomes Matrix

Distribution of Population Exit Scores by Domain

Frequencies, histogram and statistics

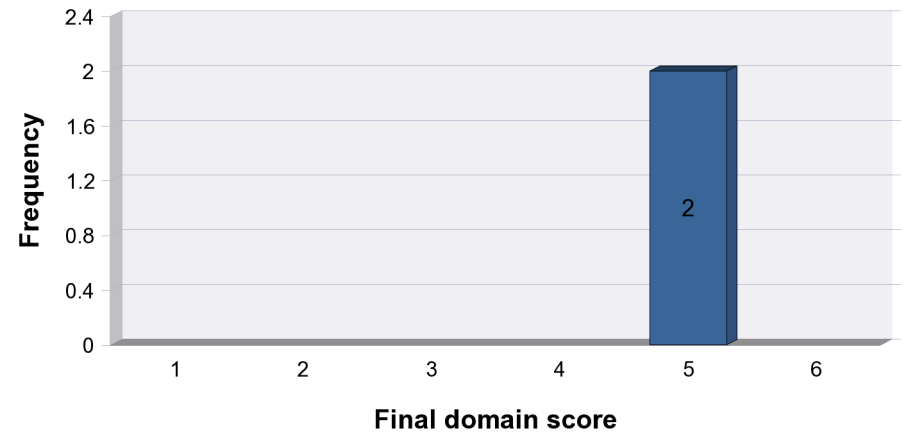
10. Family Relations Domain

Frequencies

Number of clients with an initial domain score of 1	
Number of clients with an initial domain score of 2	
Number of clients with an initial domain score of 3	
Number of clients with an initial domain score of 4	
Number of clients with an initial domain score of 5	2
Number of clients with an initial domain score of 6	

Note: a value of 6 corresponds to the "Not applicable," "Don't know" or "Other" category on the self-sufficiency outcomes matrix. It is the residual category.

Histogram



Basic domain statistics, including number of valid cases, measures of central tendency and measures of dispersion

Number cases (N)	2
Minimum score	5
Maximum score	5

Mean	5
Median	5
Mode	5

Range	0
Variance	0
Standard Deviation	0

All valid cases used in the calculation of the statistics have the same value. Therefore there is no dispersion, and all measures of dispersion will be zero.

Program: Wilder: Long-term homeless program-LTH (1412) 7/1/09 - 8/15/10

Self Sufficiency Outcomes Matrix

Distribution of Population Exit Scores by Domain

Frequencies, histogram and statistics

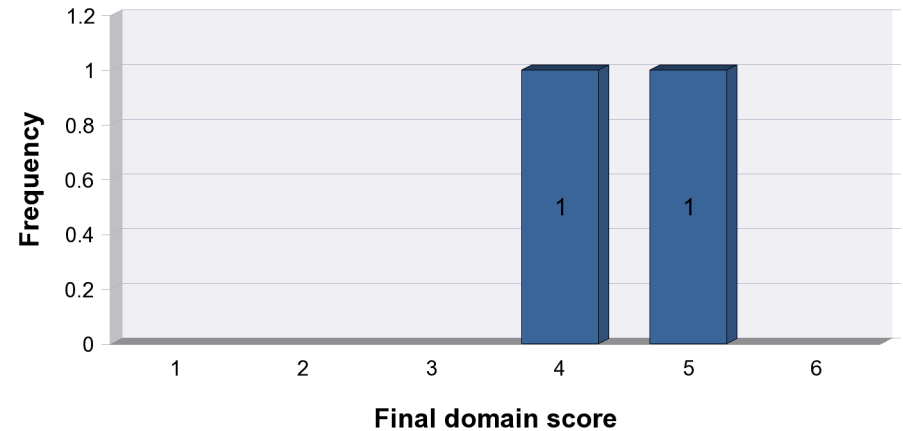
11. Mobility Domain

Frequencies

Number of clients with an initial domain score of 1	
Number of clients with an initial domain score of 2	
Number of clients with an initial domain score of 3	
Number of clients with an initial domain score of 4	1
Number of clients with an initial domain score of 5	1
Number of clients with an initial domain score of 6	

Note: a value of 6 corresponds to the "Not applicable," "Don't know" or "Other" category on the self-sufficiency outcomes matrix. It is the residual category.

Histogram



Basic domain statistics, including number of valid cases, measures of central tendency and measures of dispersion

Number cases (N)	2
Minimum score	4
Maximum score	5

Mean	4.5
Median	4.5
Mode	b

b: multiple modes exist in the distribution

Range	1
Variance	#SYNTAX
Standard Deviation	#SYNTAX

p: Sample estimates of the variance and standard deviation are used in the report when the number of valid cases is less than the number of clients. Here, population estimates of the variance and standard deviation are included in parentheses. Population estimates provide a less conservative estimate that may be used when the entire population (all clients who completed an initial assessment) are included in the calculation.

Program: Wilder: Long-term homeless program-LTH (1412) 7/1/09 - 8/15/10

Self Sufficiency Outcomes Matrix

Distribution of Population Exit Scores by Domain

Frequencies, histogram and statistics

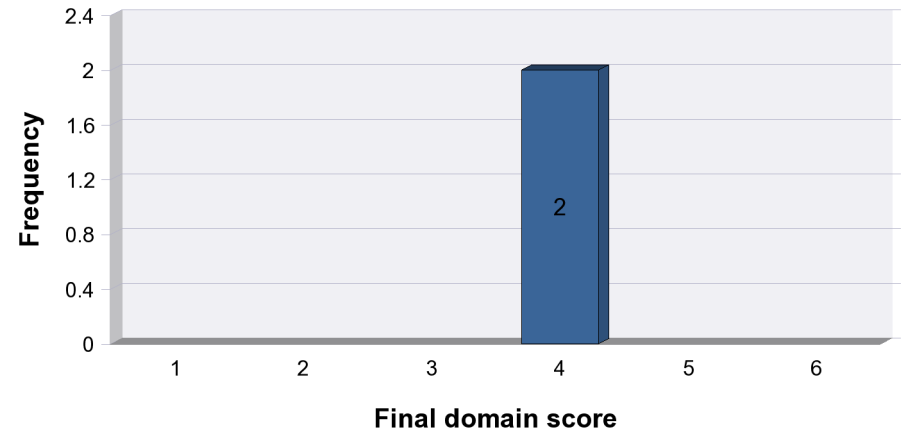
12. Community Involvement Domain

Frequencies

Number of clients with an initial domain score of 1	
Number of clients with an initial domain score of 2	
Number of clients with an initial domain score of 3	
Number of clients with an initial domain score of 4	2
Number of clients with an initial domain score of 5	
Number of clients with an initial domain score of 6	

Note: a value of 6 corresponds to the "Not applicable," "Don't know" or "Other" category on the self-sufficiency outcomes matrix. It is the residual category.

Histogram



Basic domain statistics, including number of valid cases, measures of central tendency and measures of dispersion

Number cases (N)	2
Minimum score	4
Maximum score	4

Mean	4
Median	4
Mode	4

Range	0
Variance	0
Standard Deviation	0

All valid cases used in the calculation of the statistics have the same value. Therefore there is no dispersion, and all measures of dispersion will be zero.

Program: Wilder: Long-term homeless program-LTH (1412) 7/1/09 - 8/15/10

Self Sufficiency Outcomes Matrix

Distribution of Population Exit Scores by Domain

Frequencies, histogram and statistics

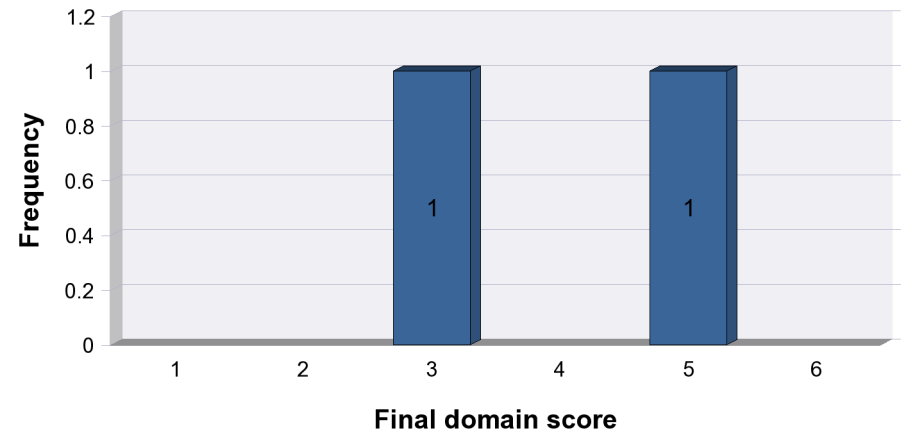
13. Parenting Skills Domain

Frequencies

Number of clients with an initial domain score of 1	
Number of clients with an initial domain score of 2	
Number of clients with an initial domain score of 3	1
Number of clients with an initial domain score of 4	
Number of clients with an initial domain score of 5	1
Number of clients with an initial domain score of 6	

Note: a value of 6 corresponds to the "Not applicable," "Don't know" or "Other" category on the self-sufficiency outcomes matrix. It is the residual category.

Histogram



Basic domain statistics, including number of valid cases, measures of central tendency and measures of dispersion

Number cases (N)	2
Minimum score	3
Maximum score	5

Mean	4
Median	4
Mode	b

b: multiple modes exist in the distribution

Range	2
Variance	#SYNTAX
Standard Deviation	#SYNTAX

p: Sample estimates of the variance and standard deviation are used in the report when the number of valid cases is less than the number of clients. Here, population estimates of the variance and standard deviation are included in parentheses. Population estimates provide a less conservative estimate that may be used when the entire population (all clients who completed an initial assessment) are included in the calculation.

Program: Wilder: Long-term homeless program-LTH (1412) 7/1/09 - 8/15/10

Self Sufficiency Outcomes Matrix

Distribution of Population Exit Scores by Domain

Frequencies, histogram and statistics

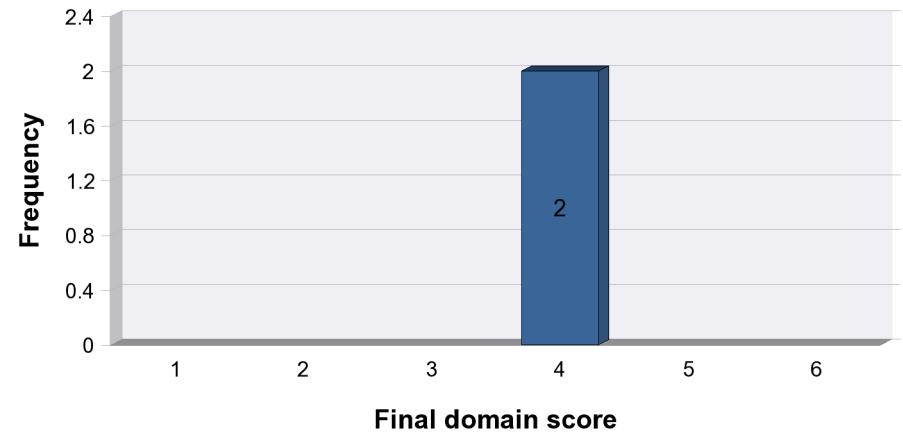
14. Legal Domain

Frequencies

Number of clients with an initial domain score of 1	
Number of clients with an initial domain score of 2	
Number of clients with an initial domain score of 3	
Number of clients with an initial domain score of 4	2
Number of clients with an initial domain score of 5	
Number of clients with an initial domain score of 6	

Note: a value of 6 corresponds to the "Not applicable," "Don't know" or "Other" category on the self-sufficiency outcomes matrix. It is the residual category.

Histogram



Basic domain statistics, including number of valid cases, measures of central tendency and measures of dispersion

Number cases (N)	2
Minimum score	4
Maximum score	4

Mean	4
Median	4
Mode	4

Range	0
Variance	0
Standard Deviation	0

All valid cases used in the calculation of the statistics have the same value. Therefore there is no dispersion, and all measures of dispersion will be zero.

Program: Wilder: Long-term homeless program-LTH (1412) 7/1/09 - 8/15/10

Self Sufficiency Outcomes Matrix

Distribution of Population Exit Scores by Domain

Frequencies, histogram and statistics

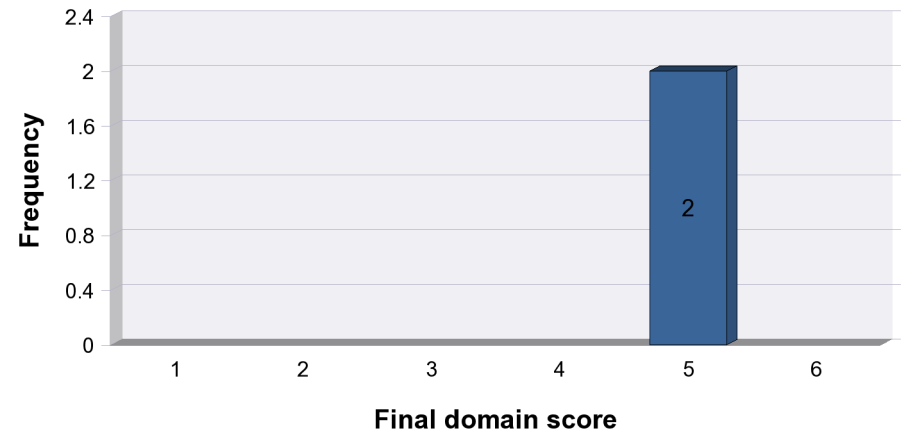
15. Mental Health Domain

Frequencies

Number of clients with an initial domain score of 1	
Number of clients with an initial domain score of 2	
Number of clients with an initial domain score of 3	
Number of clients with an initial domain score of 4	
Number of clients with an initial domain score of 5	2
Number of clients with an initial domain score of 6	

Note: a value of 6 corresponds to the "Not applicable," "Don't know" or "Other" category on the self-sufficiency outcomes matrix. It is the residual category.

Histogram



Basic domain statistics, including number of valid cases, measures of central tendency and measures of dispersion

Number cases (N)	2
Minimum score	5
Maximum score	5

Mean	5
Median	5
Mode	5

Range	0
Variance	0
Standard Deviation	0

All valid cases used in the calculation of the statistics have the same value. Therefore there is no dispersion, and all measures of dispersion will be zero.

Program: Wilder: Long-term homeless program-LTH (1412) 7/1/09 - 8/15/10

Self Sufficiency Outcomes Matrix

Distribution of Population Exit Scores by Domain

Frequencies, histogram and statistics

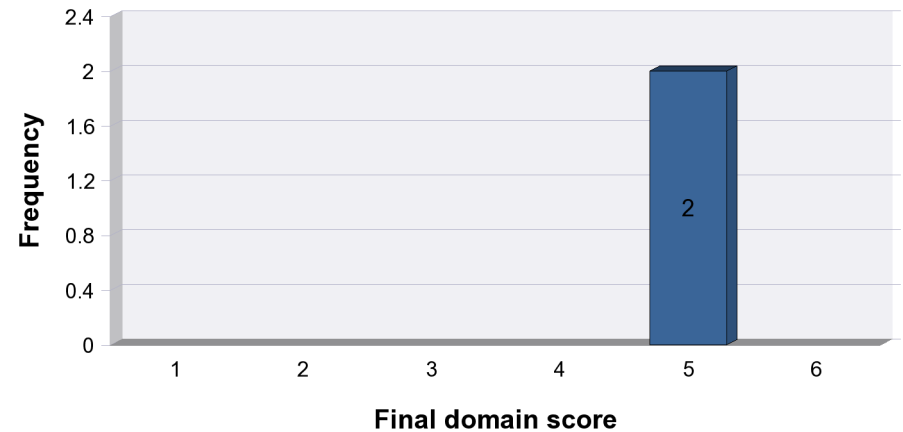
16. Substance Abuse Domain

Frequencies

Number of clients with an initial domain score of 1	
Number of clients with an initial domain score of 2	
Number of clients with an initial domain score of 3	
Number of clients with an initial domain score of 4	
Number of clients with an initial domain score of 5	2
Number of clients with an initial domain score of 6	

Note: a value of 6 corresponds to the "Not applicable," "Don't know" or "Other" category on the self-sufficiency outcomes matrix. It is the residual category.

Histogram



Basic domain statistics, including number of valid cases, measures of central tendency and measures of dispersion

Number cases (N)	2
Minimum score	5
Maximum score	5

Mean	5
Median	5
Mode	5

Range	0
Variance	0
Standard Deviation	0

All valid cases used in the calculation of the statistics have the same value. Therefore there is no dispersion, and all measures of dispersion will be zero.

Program: Wilder: Long-term homeless program-LTH (1412) 7/1/09 - 8/15/10

Self Sufficiency Outcomes Matrix

Distribution of Population Exit Scores by Domain

Frequencies, histogram and statistics

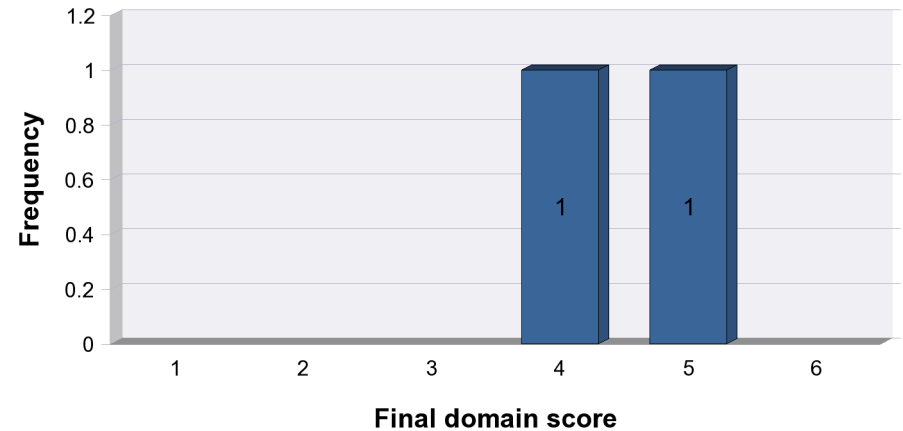
17. Safety Domain

Frequencies

Number of clients with an initial domain score of 1	
Number of clients with an initial domain score of 2	
Number of clients with an initial domain score of 3	
Number of clients with an initial domain score of 4	1
Number of clients with an initial domain score of 5	1
Number of clients with an initial domain score of 6	

Note: a value of 6 corresponds to the "Not applicable," "Don't know" or "Other" category on the self-sufficiency outcomes matrix. It is the residual category.

Histogram



Basic domain statistics, including number of valid cases, measures of central tendency and measures of dispersion

Number cases (N)	2
Minimum score	4
Maximum score	5

Mean	4.5
Median	4.5
Mode	b

b: multiple modes exist in the distribution

Range	1
Variance	#SYNTAX
Standard Deviation	#SYNTAX

p: Sample estimates of the variance and standard deviation are used in the report when the number of valid cases is less than the number of clients. Here, population estimates of the variance and standard deviation are included in parentheses. Population estimates provide a less conservative estimate that may be used when the entire population (all clients who completed an initial assessment) are included in the calculation.

Program: Wilder: Long-term homeless program-LTH (1412) 7/1/09 - 8/15/10

Self Sufficiency Outcomes Matrix

Distribution of Population Exit Scores by Domain

Frequencies, histogram and statistics

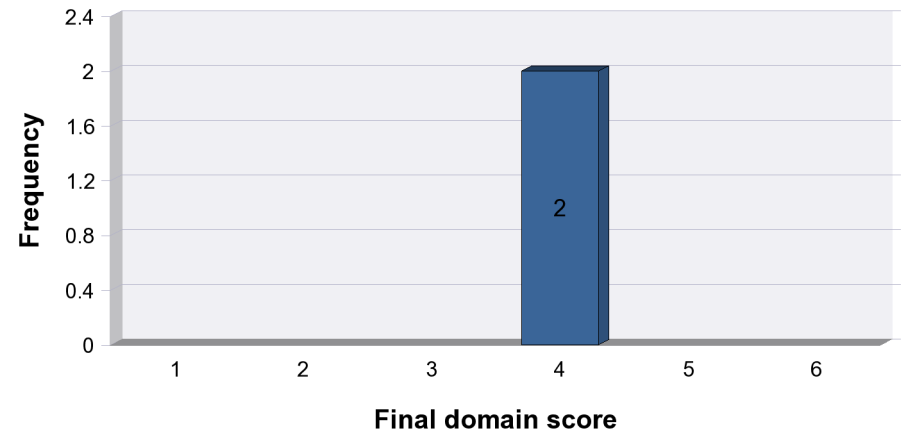
18. Credit Domain

Frequencies

Number of clients with an initial domain score of 1	
Number of clients with an initial domain score of 2	
Number of clients with an initial domain score of 3	
Number of clients with an initial domain score of 4	2
Number of clients with an initial domain score of 5	
Number of clients with an initial domain score of 6	

Note: a value of 6 corresponds to the "Not applicable," "Don't know" or "Other" category on the self-sufficiency outcomes matrix. It is the residual category.

Histogram



Basic domain statistics, including number of valid cases, measures of central tendency and measures of dispersion

Number cases (N)	2
Minimum score	4
Maximum score	4

Mean	4
Median	4
Mode	4

Range	0
Variance	0
Standard Deviation	0

All valid cases used in the calculation of the statistics have the same value. Therefore there is no dispersion, and all measures of dispersion will be zero.

Program: Wilder: Long-term homeless program-LTH (1412) 7/1/09 - 8/15/10

Self Sufficiency Outcomes Matrix

Distribution of Population Exit Scores by Domain

Client-level data

1. Shelter/Housing Domain

Client information

Client Id	Final Score
376976	5
381635	4
Number of cases	2

- 2 out of 2 clients have matrix data entered for the Shelter/Housing domain and are included in the statistics.

- No clients have the value for the Shelter/Housing domain coded as 'Other'(6).

- No clients have null data for the Shelter/Housing domain.

Note: This tab contains only data completeness information pertinent to the number of valid cases. It is not a comprehensive review of data quality.

Program: Wilder: Long-term homeless program-LTH (1412) 7/1/09 - 8/15/10

Self Sufficiency Outcomes Matrix

Distribution of Population Exit Scores by Domain

Client-level data

2. Employment Domain

Client information

Client Id	Final Score
376976	5
381635	5
Number of cases	2

- 2 out of 2 clients have matrix data entered for the Employment domain and are included in the statistics.

- No clients have the value for the Employment domain coded as 'Other'(6).

- No clients have null data for the Employment domain.

Note: This tab contains only data completeness information pertinent to the number of valid cases. It is not a comprehensive review of data quality.

Self Sufficiency Outcomes Matrix

Distribution of Population Exit Scores by Domain

Client-level data

3. Income Domain

Client information

Client Id	Final Score
376976	4
381635	3
Number of cases	2

- 2 out of 2 clients have matrix data entered for the Income domain and are included in the statistics.

- No clients have the value for the Income domain coded as 'Other'(6).

- No clients have null data for the Income domain.

Note: This tab contains only data completeness information pertinent to the number of valid cases. It is not a comprehensive review of data quality.

Self Sufficiency Outcomes Matrix

Distribution of Population Exit Scores by Domain

Client-level data

4. Food and Nutrition Domain

Client information

Client Id	Final Score
376976	5
381635	4
Number of cases	2

- 2 out of 2 clients have matrix data entered for the Food and Nutrition domain and are included in the statistics.

- No clients have the value for the Food and Nutrition domain coded as 'Other'(6).

- No clients have null data for the Food and Nutrition domain.

Note: This tab contains only data completeness information pertinent to the number of valid cases. It is not a comprehensive review of data quality.

Program: Wilder: Long-term homeless program-LTH (1412) 7/1/09 - 8/15/10

Self Sufficiency Outcomes Matrix

Distribution of Population Exit Scores by Domain

Client-level data

5. Child Care Domain

Client information

Client Id	Final Score
376976	4
381635	5
Number of cases	2

- 2 out of 2 clients have matrix data entered for the Child Care domain and are included in the statistics.

- No clients have the value for the Child Care domain coded as 'Other'(6).

- No clients have null data for the Child Care domain.

Note: This tab contains only data completeness information pertinent to the number of valid cases. It is not a comprehensive review of data quality.

Program: Wilder: Long-term homeless program-LTH (1412) 7/1/09 - 8/15/10

Self Sufficiency Outcomes Matrix

Distribution of Population Exit Scores by Domain

Client-level data

6. Children's Education Domain

Client information

Client Id	Final Score
376976	5
381635	3
Number of cases	2

- 2 out of 2 clients have matrix data entered for the Children's Education domain and are included in the statistics.

- No clients have the value for the Children's Education domain coded as 'Other'(6).

- No clients have null data for the Children's Education domain.

Note: This tab contains only data completeness information pertinent to the number of valid cases. It is not a comprehensive review of data quality.

Program: Wilder: Long-term homeless program-LTH (1412) 7/1/09 - 8/15/10

Self Sufficiency Outcomes Matrix

Distribution of Population Exit Scores by Domain

Client-level data

7. Adult Education Domain

Client information

Client Id	Final Score
376976	5
381635	5
Number of cases	2

- 2 out of 2 clients have matrix data entered for the Adult Education domain and are included in the statistics.

- No clients have the value for the Adult Education domain coded as 'Other'(6).

- No clients have null data for the Adult Education domain.

Note: This tab contains only data completeness information pertinent to the number of valid cases. It is not a comprehensive review of data quality.

Program: Wilder: Long-term homeless program-LTH (1412) 7/1/09 - 8/15/10

Self Sufficiency Outcomes Matrix

Distribution of Population Exit Scores by Domain

Client-level data

8. Health Care Coverage Domain

Client information

Client Id	Final Score
376976	4
381635	5
Number of cases	2

- 2 out of 2 clients have matrix data entered for the Health Care Coverage domain and are included in the statistics.

- No clients have the value for the Health Care Coverage domain coded as 'Other'(6).

- No clients have null data for the Health Care Coverage domain.

Note: This tab contains only data completeness information pertinent to the number of valid cases. It is not a comprehensive review of data quality.

Self Sufficiency Outcomes Matrix

Distribution of Population Exit Scores by Domain

Client-level data

9. Life Skills Domain

Client information

Client Id	Final Score
376976	5
381635	4
Number of cases	2

- 2 out of 2 clients have matrix data entered for the Life Skills domain and are included in the statistics.

- No clients have the value for the Life Skills domain coded as 'Other'(6).

- No clients have null data for the Life Skills domain.

Note: This tab contains only data completeness information pertinent to the number of valid cases. It is not a comprehensive review of data quality.

Program: Wilder: Long-term homeless program-LTH (1412) 7/1/09 - 8/15/10

Self Sufficiency Outcomes Matrix

Distribution of Population Exit Scores by Domain

Client-level data

10. Family Relations Domain

Client information

Client Id	Final Score
376976	5
381635	5
Number of cases	2

- 2 out of 2 clients have matrix data entered for the Family Relations domain and are included in the statistics.

- No clients have the value for the Family Relations domain coded as 'Other'(6).

- No clients have null data for the Family Relations domain.

Note: This tab contains only data completeness information pertinent to the number of valid cases. It is not a comprehensive review of data quality.

Program: Wilder: Long-term homeless program-LTH (1412) 7/1/09 - 8/15/10

Self Sufficiency Outcomes Matrix

Distribution of Population Exit Scores by Domain

Client-level data

11. Mobility Domain

Client information

Client Id	Final Score
376976	4
381635	5
Number of cases	2

- 2 out of 2 clients have matrix data entered for the Mobility domain and are included in the statistics.

- No clients have the value for the Mobility domain coded as 'Other'(6).

- No clients have null data for the Mobility domain.

Note: This tab contains only data completeness information pertinent to the number of valid cases. It is not a comprehensive review of data quality.

Program: Wilder: Long-term homeless program-LTH (1412) 7/1/09 - 8/15/10

Self Sufficiency Outcomes Matrix

Distribution of Population Exit Scores by Domain

Client-level data

12. Community Involvement Domain

Client information

Client Id	Final Score
376976	4
381635	4
Number of cases	2

- 2 out of 2 clients have matrix data entered for the Community Involvement domain and are included in the statistics.

- No clients have the value for the Community Involvement domain coded as 'Other'(6).

- No clients have null data for the Community Involvement domain.

Note: This tab contains only data completeness information pertinent to the number of valid cases. It is not a comprehensive review of data quality.

Program: Wilder: Long-term homeless program-LTH (1412) 7/1/09 - 8/15/10

Self Sufficiency Outcomes Matrix

Distribution of Population Exit Scores by Domain

Client-level data

13. Parenting Skills Domain

Client information

Client Id	Final Score
376976	5
381635	3
Number of cases	2

- 2 out of 2 clients have matrix data entered for the Parenting Skills domain and are included in the statistics.

- No clients have the value for the Parenting Skills domain coded as 'Other'(6).

- No clients have null data for the Parenting Skills domain.

Note: This tab contains only data completeness information pertinent to the number of valid cases. It is not a comprehensive review of data quality.

Program: Wilder: Long-term homeless program-LTH (1412) 7/1/09 - 8/15/10

Self Sufficiency Outcomes Matrix

Distribution of Population Exit Scores by Domain

Client-level data

14. Legal Domain

Client information

Client Id	Final Score
376976	4
381635	4
Number of cases	2

- 2 out of 2 clients have matrix data entered for the Legal domain and are included in the statistics.

- No clients have the value for the Legal domain coded as 'Other'(6).

- No clients have null data for the Legal domain.

Note: This tab contains only data completeness information pertinent to the number of valid cases. It is not a comprehensive review of data quality.

Program: Wilder: Long-term homeless program-LTH (1412) 7/1/09 - 8/15/10

Self Sufficiency Outcomes Matrix

Distribution of Population Exit Scores by Domain

Client-level data

15. Mental Health Domain

Client information

Client Id	Final Score
376976	5
381635	5
Number of cases	2

- 2 out of 2 clients have matrix data entered for the Mental Health domain and are included in the statistics.

- No clients have the value for the Mental Health domain coded as 'Other'(6).

- No clients have null data for the Mental Health domain.

Note: This tab contains only data completeness information pertinent to the number of valid cases. It is not a comprehensive review of data quality.

Program: Wilder: Long-term homeless program-LTH (1412) 7/1/09 - 8/15/10

Self Sufficiency Outcomes Matrix

Distribution of Population Exit Scores by Domain

Client-level data

16. Substance Abuse Domain

Client information

Client Id	Final Score
376976	5
381635	5
Number of cases	2

- 2 out of 2 clients have matrix data entered for the Substance Abuse domain and are included in the statistics.

- No clients have the value for the Substance Abuse domain coded as 'Other'(6).

- No clients have null data for the Substance Abuse domain.

Note: This tab contains only data completeness information pertinent to the number of valid cases. It is not a comprehensive review of data quality.

Program: Wilder: Long-term homeless program-LTH (1412) 7/1/09 - 8/15/10

Self Sufficiency Outcomes Matrix

Distribution of Population Exit Scores by Domain

Client-level data

17. Safety Domain

Client information

Client Id	Final Score
376976	5
381635	4
Number of cases	2

- 2 out of 2 clients have matrix data entered for the Safety domain and are included in the statistics.

- No clients have the value for the Safety domain coded as 'Other'(6).

- No clients have null data for the Safety domain.

Note: This tab contains only data completeness information pertinent to the number of valid cases. It is not a comprehensive review of data quality.

Program: Wilder: Long-term homeless program-LTH (1412) 7/1/09 - 8/15/10

Self Sufficiency Outcomes Matrix

Distribution of Population Exit Scores by Domain

Client-level data

18. Credit Domain

Client information

Client Id	Final Score
376976	4
381635	4
Number of cases	2

- 2 out of 2 clients have matrix data entered for the Credit domain and are included in the statistics.

- No clients have the value for the Credit domain coded as 'Other'(6).

- No clients have null data for the Credit domain.

Note: This tab contains only data completeness information pertinent to the number of valid cases. It is not a comprehensive review of data quality.

Program: Wilder: Long-term homeless program-LTH (1412) 7/1/09 - 8/15/10

Self Sufficiency Outcomes Matrix

Distribution of Population Exit Scores by Domain

Definitions

Term	Explanation
Population	The entire group of interest in a statistical analysis. For example, everyone who is served by a program. In statistical analysis, usually a sample, or subset, of the population is drawn to make inferences about the entire population. In ServicePoint, data are collected on everyone in the program. This is called a census, and it means that we can have population data (the population being everyone who is served) as opposed to sample data.
Distribution	For data that are observed, as we have here, a distribution shows the frequency of each value of the variable occurring in the data. The matrix domains, each of which can be thought of as a variable, have possible values of 1 through 5. Therefore the distribution of each domain is how many 1s there are, how many 2s, etc.
Measures of central tendency	Numbers that describe the middle, or expected value of a distribution. The measures of central tendency included in the report are the mean, the median, and the mode.
Measures of dispersion	Numbers that describe how the distribution is spread out, the variability of the distribution. For example, if the mean is 3, are all the values in the distribution 3? Or is the distribution comprised of 1s and 5s? Measures of dispersion included in the report are range, variance, and standard deviation.
N (Number of valid cases)	The number of cases included in a calculation. The number of cases may differ in different parts of an analysis, since some cases may have valid data for one type of calculation but not for another. For example, the number of cases included in summarizing the distribution only count scores of 1 through 5. The measure does not include the number of scores of "6 (Other)" or count missing data, since these data are not valid for what we are trying to do.
Minimum	The lowest recorded value in a distribution.
Maximum	The highest recorded value in a distribution.
Mean	Also referred to as the "average," or "arithmetic mean," the mean is the sum of the values of all the cases divided by the number of cases. While it is the most commonly used measure, it is also fairly heavily influenced by outliers, or uncommonly high or low values in the distribution. For example, if 4 cases had a value of 1 and one case was a 5, the average would be 1.8 even though the bulk of the distribution is clearly centered around 1. Therefore the mean should be compared with the other measures of central tendency in case the distribution is skewed by outliers.
Median	When all the values in the distribution are ordered in a list from lowest to highest, the median is the value in the middle of the list. If there is an even number of entries, the median is the average of the two values in the middle of the list.
Mode	The most frequently occurring value in a distribution.
Range	The distribution maximum minus the distribution minimum. A rough measure to show the extent to which the distribution is spread out.

Self Sufficiency Outcomes Matrix

Distribution of Population Exit Scores by Domain

Definitions

Term	Explanation
Variance	The average of the squared distances of the values in the distribution from the mean. We find the mean, then we subtract the mean from each value in the distribution. Some of these differences will be negative, since some values are less than the mean, so we square the differences to get rid of negative numbers. Then we add up these squared differences and divide by the number of cases to obtain the population standard deviation, or the number of cases-1 to obtain the sample standard deviation. The sample standard deviation gives a more conservative (larger) estimate than the population standard deviation, in order to compensate for instances of when all cases in the population are not included in the calculation. The variance gives us an idea of how spread out the distribution is over the mean. Big variances are indicative of wider distributions.
Standard deviation	The square root of the variance, which expresses the variance in the same scale as the mean. (Remember, the differences were squared in the variance to get rid of negative numbers. This corrects for the scale of the variance being increased by the squaring.) The square root of the sample variance is the sample standard deviation, and the square root of the population variance is the population standard deviation.

Self Sufficiency Outcomes Matrix

Distribution of Population Exit Scores by Domain

Additional Information

User Prompt Field	Value(s) Selected
First Assessment Date:	7/1/09
Last Assessment Date plus one day:	8/15/10
Select Matrix Record Provider:	Wilder: Long-term homeless program-LTH (1412)

Providers Reporting Information	Client Count
Wilder: Long-term homeless program-LTH (1412)	2

© 2009 Bowman Systems, L.L.C. All Right Reserved.

ServicePoint™ and the ServicePoint™ logo are trademarks of Bowman Systems, L.L.C. All other brand or product names are trademarks or registered trademarks of their respective holders.

Bowman Systems
 333 Texas Street, 300
 Shreveport, LA 71101
 Toll Free: (888) 580-3831
 Direct: (318) 213-8780
 Fax: (318) 213-8784
 Email: ART_Reports@BowmanSystems.com
<http://www.bowmansystems.com>